

# e-Procurement Quarterly Bulletin (April - June 2014)

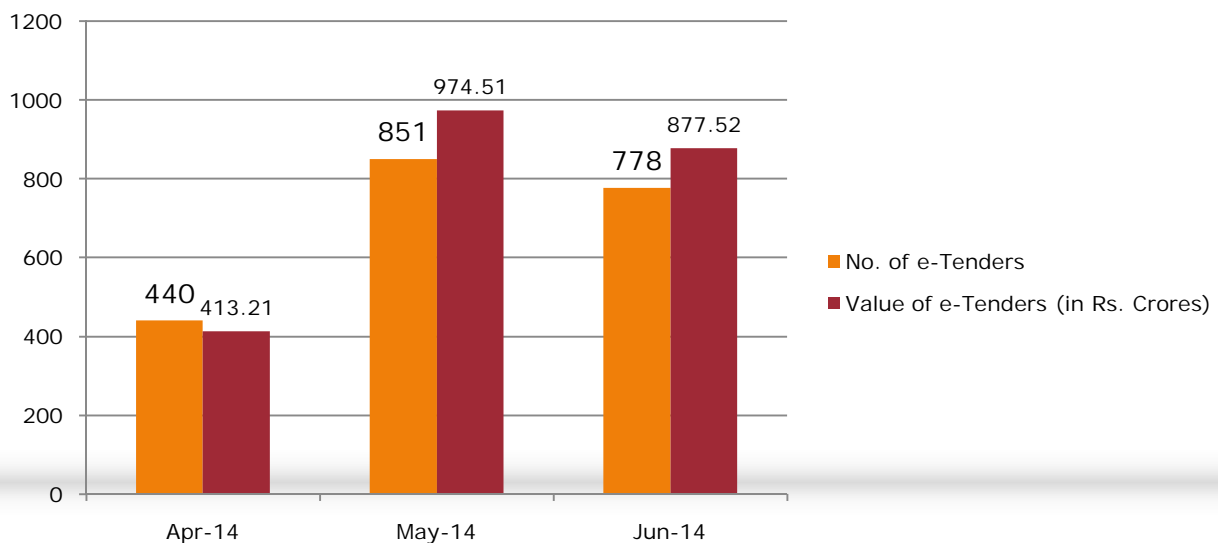
## Overview

- Mission Mode Project (MMP) under National e-Governance Plan (NeGP) implemented by Govt. of Kerala through Kerala State IT Mission
- Launched on 7th December, 2011
- All tenders above Rs. 25 lakhs to be done through e-Tendering system mandatorily
- Technical assistance of National Informatics Centre (NIC)
- Dedicated Project Management Unit for project implementation & monitoring
- Support Desk/ Training Centers at Trivandrum, Ernakulam & Kannur
- 40 Departments and 80 PSUs/ Govt. Bodies online
- No: of e-Tenders floated (as on 31/06/2014): 18103
- Value of e-Tenders floated (as on 31/06/2014): : Rs. 10733.90 Crores

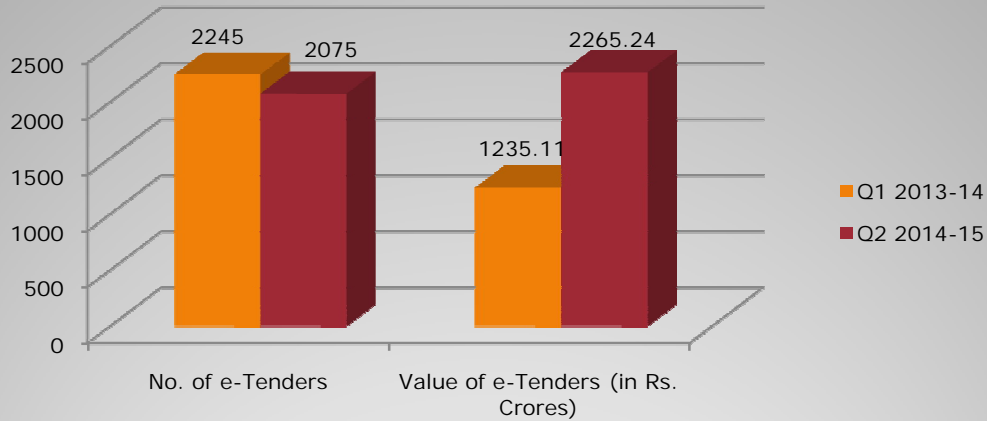
### 1<sup>st</sup> Quarter Transactions (April – June 2014):

In the first quarter of 2014-15, total of 2069 tenders worth Rs. 2265.24 Crores were published.

**e-Tender Statistics Q1 2014-15**



### Q1 2013-14 vs Q1 2014-15



### Major e-Procurement Users in Q1 2014-15

Departments						
SL. No.	Name	No. of e-Tenders	Value of e-Tenders Published in Crores	No. of Bids Received	No. of Tenders Opened	No: of AoC Tenders
1	Public Works Department (PWD)	640	1390.80	7648	375	78
2	Industries and Commerce Department	615	487.32	19597	386	145
3	Water Resources Department (WRD)	230	542.05	1985	184	24
4	Fisheries and Ports Department	119	88.98	614	47	18
5	ransport department	73	20.16	502	33	5

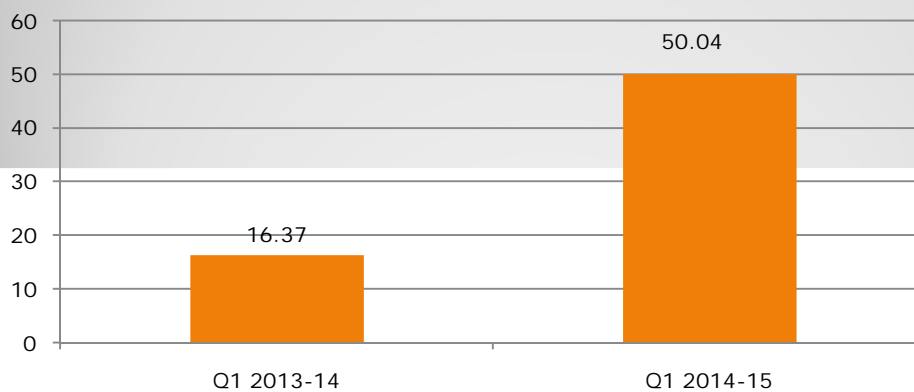
PSUs/ Autonomous Bodies						
SL. No.	Name	No. of e-Tenders	Value of e-Tenders Published in Crores	No. of Bids Received	No. of Tenders Opened	No: of AoC Tenders
1	Kerala Minerals and Metals Ltd	106	56.82	2714	79	13
2	Kerala Medical Services Corporation Ltd	76	28.32	490	29	3
3	Transformers and Electricals Kerala Ltd.	75	3.94	1524	54	23
4	Kerala State Road Transport Corporation	72	19.61	250	32	5
5	Kerala State Electricity Board	51	250.80	273	33	1

### e-Payment:

During the first quarter, Tender Document Fee and EMD totaling to Rs. 50.04 Crores was collected through NEFT/ Internet Banking modes. The break-up is given below:

Particulars	NEFT (in Rs. Crores)	INB (in Rs. Crores)
Tender Document Fee	1.13	1.43
EMD	19.30	28.18
<b>Total</b>	<b>20.43</b>	<b>29.61</b>

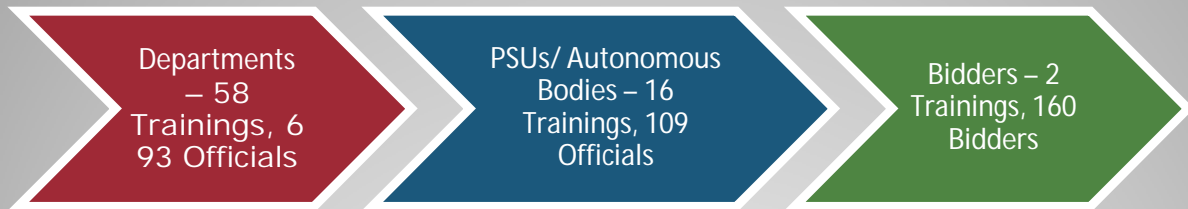
### Q1 2013-14 vs Q1 2014-15 Amount Collected through e-Payment (in Rs. Crores)



**Refund:** An amount of Rs. 3.62 Crores was refunded to bidders during Q1 2014-15

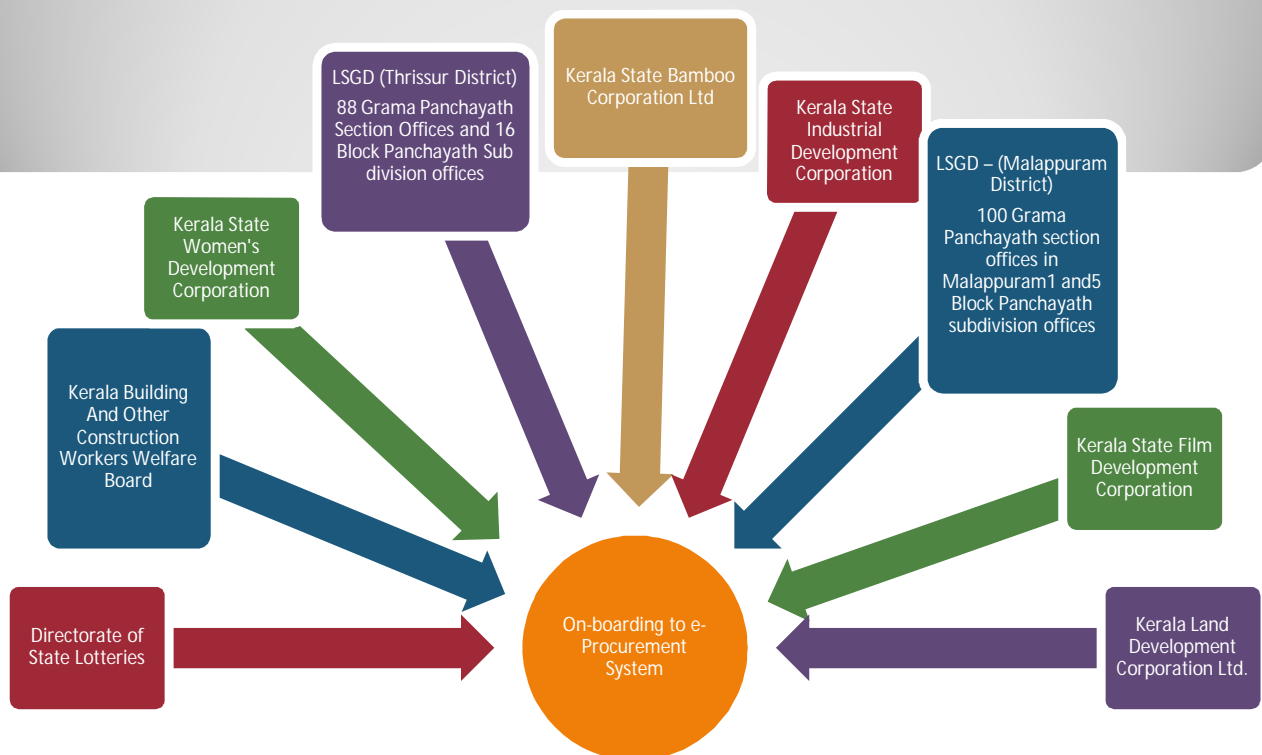
**Settlement:** An amount of Rs. 6.87 Crores was settled into the treasury/ bank accounts of various Departments/ PSUs/ Autonomous bodies during Q1 2014-15.

**Achievements:**  
Trainings during Q1 2014-15:



**On-boarding into the e-Tendering System:**

During the first quarter, the following Departments/ PSUs/ Organizations were on-boarded to the e-Tendering system:



### **The Way Forward:**

Testing for the integration of Real Time Gross Settlement (RTGS) mode into the e-Payment system of e-Tendering was carried out during the first quarter. The testing involved mock-transactions of different payment scenarios that can generate successes and failures depending upon different use-cases. The RTGS mode is expected to go-live by August 15th, 2014.

Apart from RTGS integration, discussions are also on with various banks to be integrated to the e-Tendering system for the ease of bidders. Discussions are also on with National Database Management Ltd. (NDML) as a payment gateway for enabling payment from multiple banks.

During Q2 2014-15, it is planned to provide training to at-least 200 officials. On-boarding of at-least 2 districts (LSGD) and apart from it, at-least 15 others offices are also planned to be on-boarded in Q2 2014-15



## KERALA STATE IT MISSION

Department of Information Technology  
Government of Kerala

### **Kerala State IT Mission**

ICT Campus, Vellayambalam,

Thiruvananthapuram, Kerala - 695 033

Tel: +91 471 2726881, 2314307, 2725646

Fax: +91 471 2314284

<http://www.itmission.kerala.gov.in>

<https://etenders.kerala.gov.in>